

Presentation to Essex County SWAC & Municipal Recycling Coordinators



November 24, 2020

Wayne DeFeo

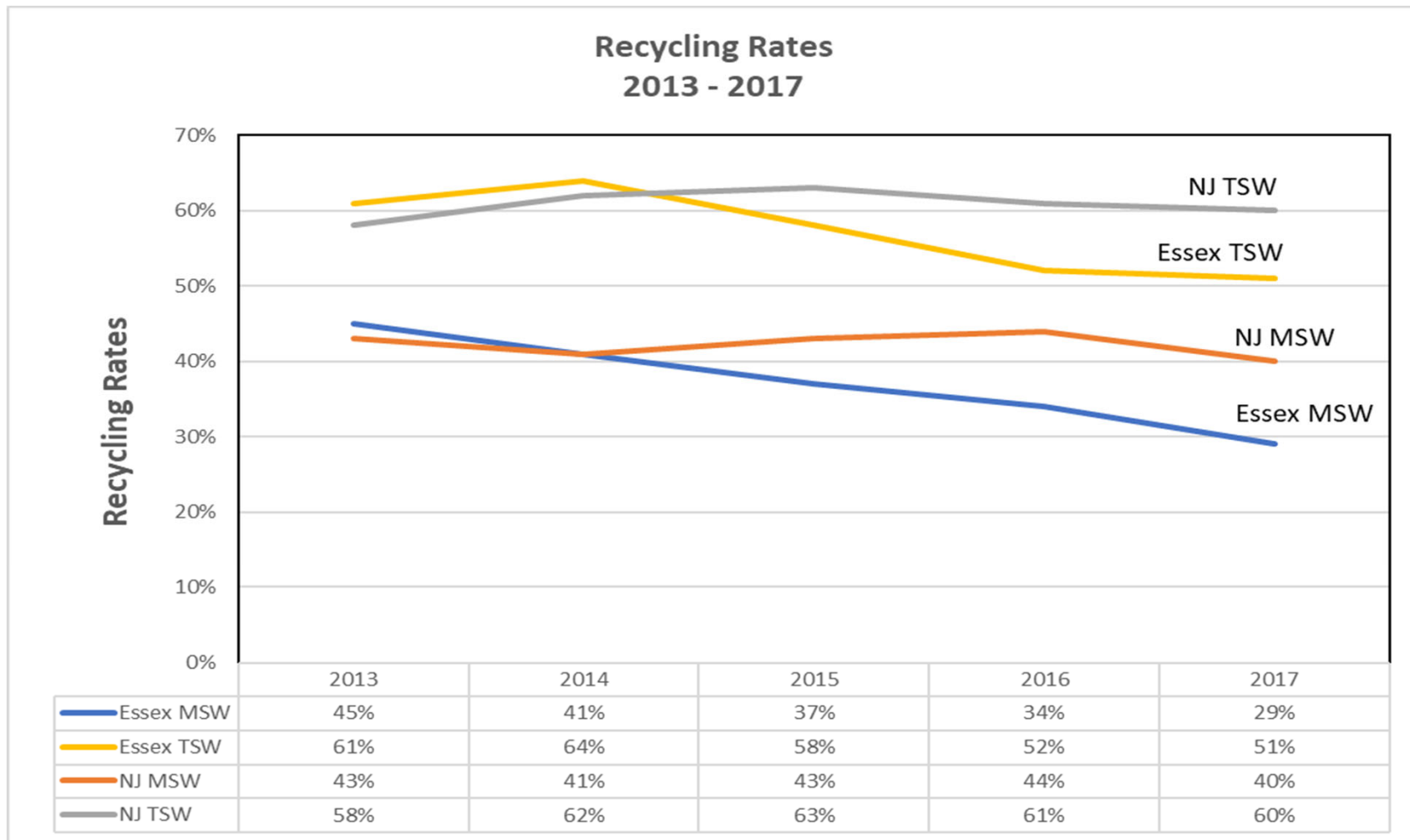
Dominick D'Altilio, CRP, SRMP

Our Data is From NJDEP



- The NJDEP has published 2017 Generation, Disposal and Recycling Rates for each municipality in the state.
- 2018 Final numbers have not yet been released.
- You have received your 2018 30-Day Desk Audit on Feb 22, 2020

Essex Recycling Rates Over 5 years 2013-17



What is MSW & TSW



MSW – Municipal Solid Waste

- 01 Corrugated
- 02 Mixed Office Paper
- 03 Newspaper
- 04 Other Paper/Mag/Junk Mail
- 05 Glass Containers
- 06 Aluminum Containers
- 07 Steel Containers
- 08 Plastic Containers
- 12 Anti-freeze
- 16 Used Motor Oil
- 17 Brush/Tree Parts
- 18 Grass Clippings
- 19 Leaves
- 21 Consumer Electronics
- 23 Food Waste
- 24 Batteries (Dry Cell)
- 25 Other Glass
- 26 Other Plastic
- 29 Textiles

TSW – Total Solid Waste

- 09 Heavy Iron*
- 10 Nonferrous/Aluminum Scrap*
- 11 White Goods & Light Iron*
- 13 Batteries (Automobile)
- 14 Automobile Scrap*
- 15 Tires
- 20 Stumps
- 22 Concrete/Asphalt/Brick/ Block
- 24 Other Material Not Listed
- 27 Oil Contaminated Soil
- 28 Process Residue
- 30 Wood Scraps

**These Items are ISRI/AMRA Metal Additions that are applied to your tonnage numbers based on population.*

2017 County Recycling Rates

Statewide Rate 2017 = MSW 40% Total 60%

COUNTY	MSW %	Total %
• Atlantic	41%	53%
• Bergen	47%	56%
• Burlington	42%	59%
• Camden	37%	53%
• Cape May	43%	63%
• Cumberland	59%	66%
• Essex	29%	51%
• Gloucester	52%	61%
• Hudson	27%	59%
• Hunterdon	47%	59%



COUNTY	MSW %	Total %
• Mercer	42%	62%
• Middlesex	42%	73%
• Monmouth	47%	59%
• Morris	51%	67%
• Ocean	37%	55%
• Passaic	31%	51%
• Salem	46%	68%
• Somerset	27%	54%
• Sussex	46%	60%
• Union	28%	67%
• Warren	24%	61%

2017 v 2018 Recycling Tonnages

	2017 Final	2018 30-Day	Change
Belleville	17,604.77	12,142.57	(5,462.20)
Bloomfield	25,358.03	21,919.40	(3,438.63)
Caldwell	9,403.88	8,662.29	(741.59)
Cedar Grove	12,772.03	13,578.17	806.14
East Orange	32,633.54	20,020.23	(12,613.31)
Essex Fells	6,010.79	6,265.90	255.11
Fairfield	5,178.04	13,997.12	8,819.08
Glen Ridge	4,721.06	4,406.32	(314.74)
Irvington	38,605.38	22,015.28	(16,590.10)
Livingston	47,628.56	33,757.99	(13,870.57)
Maplewood	26,745.00	27,243.76	498.76

	2017 Final	2018 30-Day	Change
Millburn	22,385.19	32,549.89	10,164.70
Montclair	34,691.38	64,334.81	29,643.43
Newark	380,296.67	296,863.16	(83,433.51)
North Caldwell	6,966.78	8,936.18	1,969.40
Nutley	23,452.51	31,503.79	8,051.28
Orange	15,287.24	7,281.11	(8,006.13)
Roseland	16,377.53	18,860.37	2,482.84
South Orange	25,979.89	13,216.99	(12,762.90)
Verona	12,700.93	10,227.01	(2,473.92)
West Caldwell	14,983.76	17,121.84	2,138.08
West Orange	59,172.40	67,709.64	8,537.24

2017 REA Rate Brand Table – (Payout)

\$5.50	\$4.96	\$1.00	\$0.10	\$0.05
Consumer Electronics	Corrugated	Tires	Nonferrous/ Aluminum Scrap	Heavy Iron
	Mixed Office Paper	Used Motor Oil	White Goods & Light Iron	Anti Freeze
	Newspaper	Brush/Tree Parts	White Goods & Light Iron	Auto Batteries
	Other Paper /Mag/JunkMail	Leaves	24 Paint/Stain	Auto Scrap
	Glass Containers	Textiles	24 Dry Cell Batteries	Grass Clippings
	Aluminum Containers		24 Florescent Light	Stumps
	Steel Containers		24 Misc. Material	Concrete / Asphalt / Brick / Block
	Plastic Containers			Other Glass
	23 Food Waste (Non-Industrial)			Oil Contaminated Soil
	Other Plastic			Process Residue
				Wood Scraps

2017 Tonnage Grant Payout Amounts



Belleville	\$46,967.13
Bloomfield	\$59,243.97
Caldwell	\$7,335.95
Cedar Grove	\$13,587.14
East Orange	\$106,334.22
Essex Fells	\$6,079.23
Fairfield	\$11,830.05
Glen Ridge	\$10,390.47
Irvington	\$17,233.72
Livingston	\$41,959.86
Maplewood	\$22,115.82

Millburn	\$17,897.94
Montclair	\$39,380.85
Newark	\$220,124.44
North Caldwell	\$8,144.01
Nutley	\$37,772.87
Orange	\$6,529.39
Roseland	\$6,640.83
South Orange	\$20,176.37
Verona	\$16,287.72
West Caldwell	\$41,803.62
West Orange	\$54,437.44

Essex County Total = \$812,273.04

What Should My Recycling Rate Be?

As amended in 1987 the Recycling Act calls for the recycling of 50% of the municipal solid waste stream and 60% of the overall waste stream by the end of **1995!**

$$\frac{\text{Total Recycling (weight)}}{\text{Total Recycling + Total Solid Waste Disposed}} \times 100$$

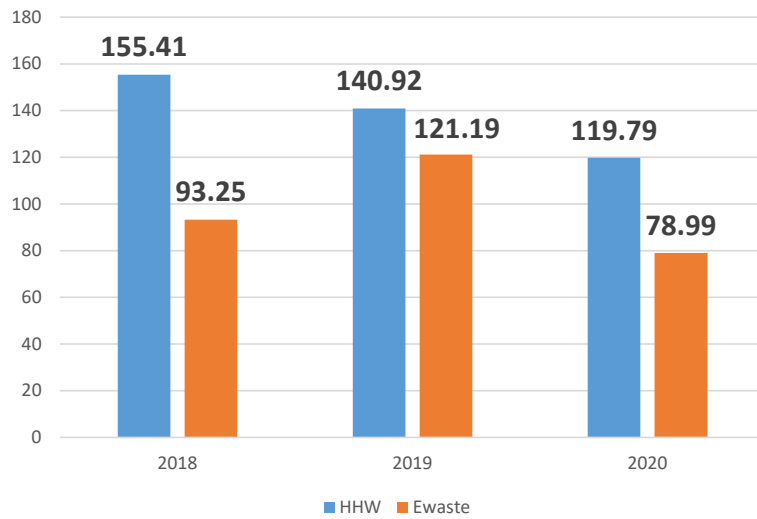


2017 Your Recycling Rate, as Calculated by NJDEP

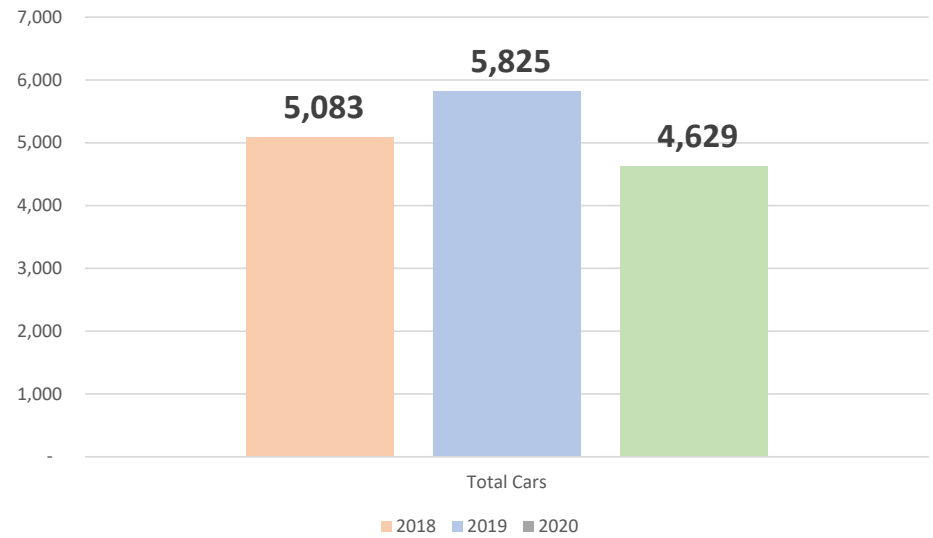
	MSW	TSW with Add-ons			MSW	TSW with Add-ons
Belleville	36%	49%		Millburn	34%	59%
Bloomfield	18%	52%		Montclair	43%	64%
Caldwell	52%	68%		Newark	20%	45%
Cedar Grove	50%	62%		North Caldwell	25%	69%
East Orange	16%	44%		Nutley	34%	62%
Essex Fells	80%	81%		Orange	13%	42%
Fairfield	29%	34%		Roseland	40%	82%
Glen Ridge	41%	55%		South Orange	72%	80%
Irvington	11%	52%		Verona	37%	65%
Livingston	41%	62%		West Caldwell	55%	60%
Maplewood	43%	63%		West Orange	29%	63%

Combined HHW & Ewaste Totals 2018 - 2020

Tons of Material Collected




Vehicles Served



For More Information Visit the NJDEP Website -
<https://www.nj.gov/dep/dshw/recycling/govschool.html>

Governor Phil Murphy • Lt. Governor Sheila Oliver
NJ Home | Services A to Z | Departments/Agencies | FAQs
Search

STATE OF NEW JERSEY
DEPARTMENT OF ENVIRONMENTAL PROTECTION
RECYCLING INFORMATION 

DEP Home | About DEP | Index by Topic | Programs/Units | DEP Online

Government and Schools

Recycling Information
Home
Residential
Business & Industry
Government & Schools
Electronic Waste
Contact Us / About Us

Tools
Find Information Just for You
Choose a Material for Recycling
Choose a Program

What Must I Recycle?

- [List of Designated Recyclable Materials](#)
- [Electronic Waste Recycling](#)
- [Your County's Recycling Webpage](#)

Who Do I Contact About My Recycling Program?

- [Municipal Recycling Coordinators](#)
- [County Recycling Coordinators](#)

What is Waste Reduction?

- [Source Reduction \(Waste Reduction\)](#)
- [Reduce and Reuse \(USEPA\)](#)

What Programs and Tools Are Available to Governments and Schools?


- [Association of New Jersey Recyclers](#)
- [New Jersey WasteWise Business Network](#)
- [Promotional Tools for Recycling](#)
- [Recycling Awards](#)
- [Recycling Coordinator - Helpful Information for Recycling Coordinators](#)
- [Recycling Tonnage Grant Program](#)
- [Sustainable Jersey](#)
- [Sustainable Jersey for Schools](#)


Why Is Recycling Important?

- [Environmental Benefits of Recycling](#)
- [Economic Benefits of Recycling](#)

Where Can I Get More Information?

- [Additional Resources and Information](#)
- [New Jersey Recycling Laws and Recycling Rules](#)
- [New Jersey Recycling Statistics](#)
- [Recycling Center & Recycling Markets Directory](#)
- [Frequently Asked Questions](#)



Contact DEP | Privacy Notice | Legal Statement & Disclaimers | Accessibility Statement 

Department: [NJDEP Home](#) | [About DEP](#) | [Index by Topic](#) | [Programs/Units](#) | [DEP Online](#)
Statewide: [NJ Home](#) | [Services A to Z](#) | [Departments/Agencies](#) | [FAQs](#)
Copyright © State of New Jersey, 1996-2018

Thank You for the Invite and Your Attention

- Any comments/questions?

